



Effective phonics, done simply.

Programme Guide

Approved  
Phonics  
Teaching  
Programme



Department  
for Education

# Our whole-school programme, ready to teach.

Deliver robust phonics lessons without the stress.

- ✔ Provides a structured approach to learning grapheme-phoneme correspondences (GPCs), perfect for helping children progress from simple sounds to developing more complex knowledge and skills.
- ✔ Developed by experts, to help children prepare for the statutory Year 1 Phonics Screening Check. Everything is made by teachers for teachers, to ensure the content is trustworthy, reliable and genuinely useful.
- ✔ Loved by children, teachers, TAs and education leaders, and now approved by the Department for Education, our whole-school programme is an invaluable, steadfast, confidence-boosting companion.

**“Twinkl Phonics led to a dramatic improvement in our assessments. We’ve increased our average point score by 31% this year!”**

*Sheila Handy, Early Years Coordinator*

Phonics is part of our Ultimate Membership.

[Click to become an ultimate member](#)



Approved  
Phonics  
Teaching  
Programme



Department  
for Education

# Contents

Here for you, happy to help!

Twinkl Phonics Approach	5	Level 6 Progression	18
Everything You Need	6	Fully-Decodable Reading Books	19
A closer Look at Our Weekly Planning	7	Training and Support	20
Codebreakers Interventions	8	Have More Questions?	21
A Wealth of Supporting Resources	9	More than just Phonics	22
A Multisensory Approach	10	Twinkl Phonics for Schools	23
Level 1 Provision	11		
Level 1 Activity Cards	12		
Level 1 Overview	13		
Level 2 Progression	14		
Level 3 Progression	15		
Level 4 Progression	16		
Level 5 Progression	17		

“It can be overwhelming at times, gathering content for phonics classes, checking it’s all rigorous, well-paced, and covers everything you need, while also keeping children engaged. I love that Twinkl Phonics does all this for you, so you can deliver robust phonics lessons without the stress.”



*Becki Porter,  
Phonics Product Owner, 14 years in education*



# Twinkl Phonics Approach


A rigorous and proven multisensory approach.

Children can join in with the adventures of Kit, Sam and the Twinkl Phonics family, while they receive the vital building blocks they need to read and write.


Our multisensory approach includes:

- ✓ mnemonics, actions, handwriting formation rhymes and songs to **reinforce sound and letter recognition.**
- ✓ engaging activities focused on **developing and applying reading and writing skills.**
- ✓ active repetition to **ensure rapid recall of GPCs, common exceptions words.**

Free Bumper Taster Pack



Check it out - download our free taster pack here >






# Everything You Need

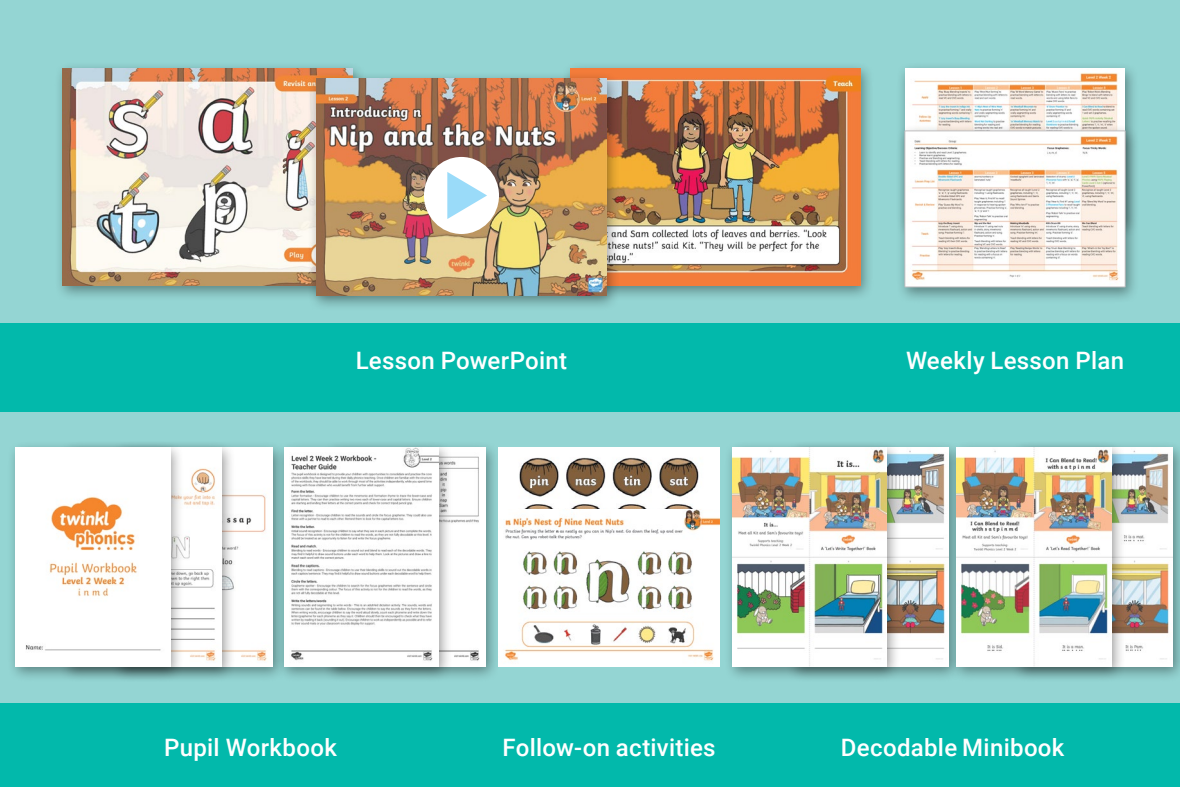
## Easily accessed and ready to use.

Twinkl Phonics is a complete systematic synthetic phonics programme, containing everything you need to teach effective phonics lessons.

Each Twinkl Phonics lesson has already been planned for you - all you need to do is teach. Lesson packs include:

-  a lesson PowerPoint to guide you through the class;
-  pupil workbooks, packed full of daily opportunities to practise and consolidate learning;
-  follow-on activities that can be used flexibly to challenge children, support guided reading, or as home learning exercises.

You'll also find a detailed planning document for each week, and fully-decodable mini-books matching the week's GPCs.



The collage displays various educational materials:

- Lesson PowerPoint:** A slide titled 'Introducing n Nip and the Nuts' featuring a play button icon and a forest scene with children.
- Weekly Lesson Plan:** A detailed table with columns for 'Lesson', 'Activities', and 'Resources'.
- Pupil Workbook:** A page titled 'twinkl phonics Pupil Workbook Level 2 Week 2 i n m d' with a name field.
- Follow-on activities:** A page titled 'Nip's Nest of Nine Nest Nuts' with a grid of letters and a list of items to identify.
- Decodable Minibook:** A series of pages for a story titled 'I Can Read to Read with a p i n m d', featuring illustrations of a nest and children.

“The immense collection of materials that Twinkl has, from the new Phonics resources, to documents that support leaders, means that all my staff have quality resources to supplement their teaching and support learning at their fingertips.”

Chris Dyson, Head Teacher at Parklands Primary, Leeds



Explore our lesson packs 

# A closer look at our weekly planning

Thorough planning that saves you time.

Weekly learning objectives and outcomes clearly outlined

Focus GPCs, tricky words for reading and spelling

		Level 3 Week 4			Level 3 Week 4	
Learning Objective/Success Criteria:		Focus Graphemes:			Tricky Words (Reading):	
<p><b>Learning Objective/Success Criteria:</b></p> <ul style="list-style-type: none"> <li>To learn the graphemes 'ai', 'ee', 'igh' and 'oa'.</li> <li>To blend to read words containing 'ai', 'ee', 'igh' and 'oa'.</li> <li>To segment to spell words containing 'ai', 'ee', 'igh' and 'oa'.</li> </ul>		<p><b>Focus Graphemes:</b> ai ee igh oa</p>			<p><b>Tricky Words (Reading):</b> was</p> <p><b>Tricky Words (Spelling):</b> no, go, I</p>	
<p><b>Lesson 1 Prep List</b></p>		<p><b>Lesson 2</b></p> <p>ee' Parent Information Sheet - Prepare to send home.</p>		<p><b>Lesson 3</b></p> <p>igh' Parent Information Sheet - Prepare to send home.</p>		
<p><b>Revisit &amp; Review</b></p> <p>Revise all taught Level 3 graphemes and tricky words using flashcards.</p>		<p>Revise all taught Level 3 graphemes and tricky words using flashcards.</p> <p>Sing Kit's alphabet song and point to the corresponding letters.</p>		<p>Revise all taught Level 3 graphemes and tricky words using flashcards.</p> <p>Play Kit's Alphabet to practise letter names.</p>		
<p><b>Teach</b></p> <p><b>Snail Trails</b> Teach reading tricky word 'was'. Introduce digraph 'ai' using story, mnemonic flashcard, action and song. Practise forming 'ai'.</p>		<p><b>The Cheeky Mice</b> Introduce digraph 'ee' using story, mnemonic flashcard, action and song. Practise forming 'ee'.</p>		<p><b>Medieval Day</b> Teach spelling tricky words 'no', 'go' and 'I'. Introduce trigraph 'igh' using story, mnemonic flashcard, action and song. Practise forming 'igh'.</p>		
<p><b>Practise</b></p> <p>Play Snail Trails by blending to read the words containing 'ai'.</p>		<p>Play Nibbled Cheese by blending to read words containing 'ee' and matching them to the correct picture.</p>		<p>Play Muddled Shields by using the graphemes to spell words containing 'igh'.</p>		
<p><b>Apply</b></p> <p>Read the sentence containing 'ai' words to find out why Kit and Sam had to be quick.</p>		<p>Read the sentence containing 'ee' words to find out where the cheese has gone.</p>		<p>Write a sentence about what the boat is doing.</p>		
		<p>Read the sentence containing 'ee' words to find out where the cheese has gone.</p>		<p>Write a caption about why the boat is moving.</p>		
				<p>Help Kit and Sam write ideas for their family's Christmas gifts by segmenting to spell words containing previously taught graphemes.</p>		
				<p>Create We Will Get Them a... book together. Support children to write captions or sentences for the book, using known graphemes and tricky words.</p>		
				<p>Can the children identify the grapheme 'oa'?</p> <p>Can the children blend together words containing 'oa'?</p> <p>Can children form words containing the taught vowel digraphs?</p>		
				<p>Can children name the letters of the alphabet?</p> <p>Can children segment to spell words containing previously taught graphemes?</p> <p>Can children name the letters of the alphabet?</p> <p>Can the children identify the grapheme 'oa'?</p> <p>Can children blend together words containing 'oa'?</p> <p>Can children form words containing the taught vowel digraphs?</p>		
				<p>Can children name the letters of the alphabet?</p> <p>Can the children identify the grapheme 'oa'?</p> <p>Can children blend together words containing 'oa'?</p> <p>Can children form words containing the taught vowel digraphs?</p>		

Clear overview of learning and activities for the whole week of phonics lessons

'We've made sure the lesson packs are systematic and organised so that everything is covered properly. It means you can really focus on teaching the children.'




Suzie, Twinkl Phonics Team Member



# Codebreakers Interventions

Demystifying phonics to help every child achieve.

Keep track of every child's progression with simple-to-deliver assessment resources and reliable intervention programmes. Perfect for supporting those who need a boost or giving children the chance to be challenged.


-  Find resources designed especially for KS2 interventions
-  Easy to deliver and scripted to support all practitioners.
-  Effective at engaging learners to ensure you quickly see great results.

“With Codebreakers, we’re providing a fresh take on phonics teaching, specifically for Key Stage 2. It’s perfect for children who need to revisit phonics in an age-appropriate way.”

Simon, Twinkl Phonics Team Member with 10 years teaching experience



Weekly session breakdown



Practice activity

Pupil workbook

Teacher guidance

All included when you subscribe to Phonics

Check it out - discover Codebreakers Interventions >

# A Wealth of Supporting Resources

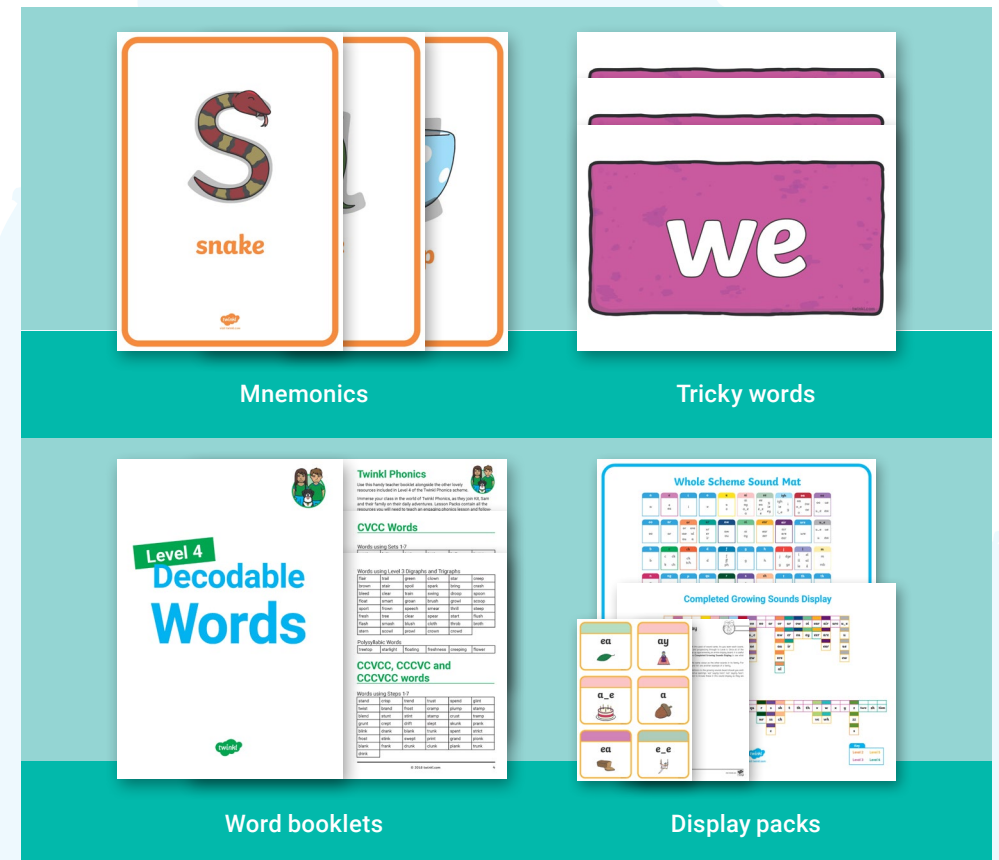
## Everything you need to enhance phonics teaching.

Twinkl Phonics supporting resources provide everything you need to enhance your phonics teaching and help children apply phonics knowledge to learning across the curriculum.

- ✓ Find striking display and classroom resources, from flashcards to growing sound displays.
- ✓ Who said phonics couldn't be fun? Keep lessons lively with physically active exercises and digital games. There's something for everyone.
- ✓ Use the seasonal activities and home learning booklet to keep learners keen all year round.

“Having taught in Reception for 11 years, Twinkl Phonics is the most engaging and simple to follow phonics scheme I have ever used.”

*Louise James, Class Teacher and Literacy Lead*



Explore our supporting resources here [➔](#)



# A Multisensory Approach

## Engaging and interactive for all learners.

Twinkl Phonics uses sets of mnemonics, actions and songs, linking to sounds within Levels 2 and 3, to create as many multisensory hooks as possible for children learning new GPCs. We've also included flexible and creative follow-up activities in each pack.



Letter formation rhymes designed to help children conquer correct grapheme formations.



Easy physical actions to link with letters and mnemonics.



Follow-up activities, perfect as additional tasks in class, as part of home-learning, or for guided reading carousels.



Songs for each letter and sound in levels 2 and 3, as well as songs for supporting blending, segmenting and rapid recall of GPCs and tricky words.

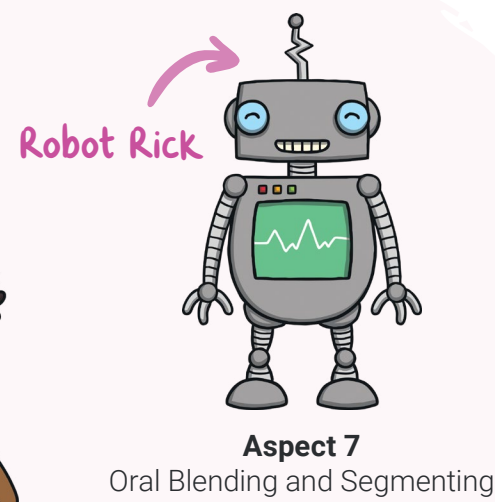
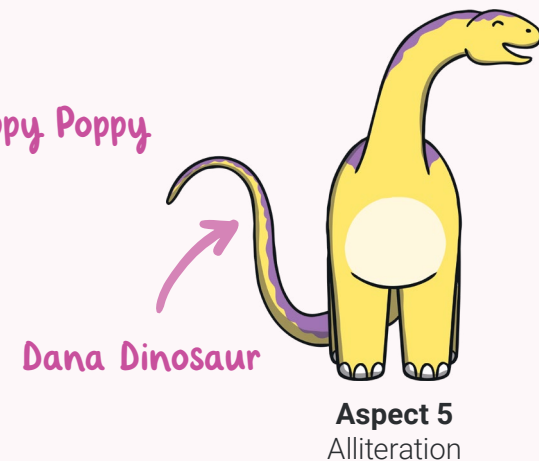
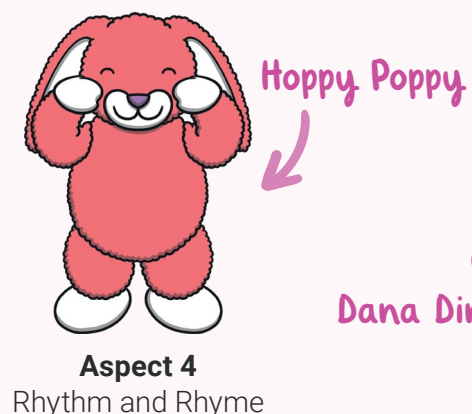
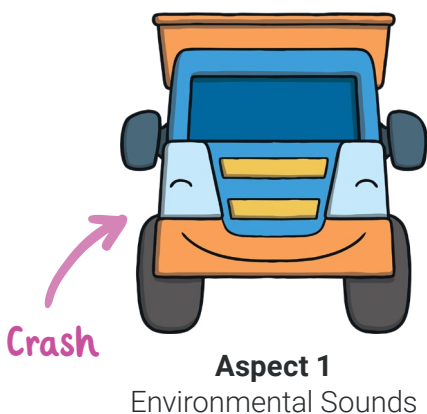


# Level 1 Provision

## Supporting you to deliver high-quality phonics sessions

Level 1 in the Twinkl Phonics scheme provides 36 weeks of flexible planning to help you deliver high-quality phonics learning to preschool children.

- ✓ There are seven aspects of early phonological awareness in Level 1. Each of these aspects is represented by one of Kit and Sam's toys.
- ✓ Each Level 1 week pack includes 5 small group activity cards, 5 large group activity cards, a weekly plan and assessment sheets for the small group activities.
- ✓ Over the 36 weeks, the activities and concepts gradually become more complicated, at a speed to match children's understanding.



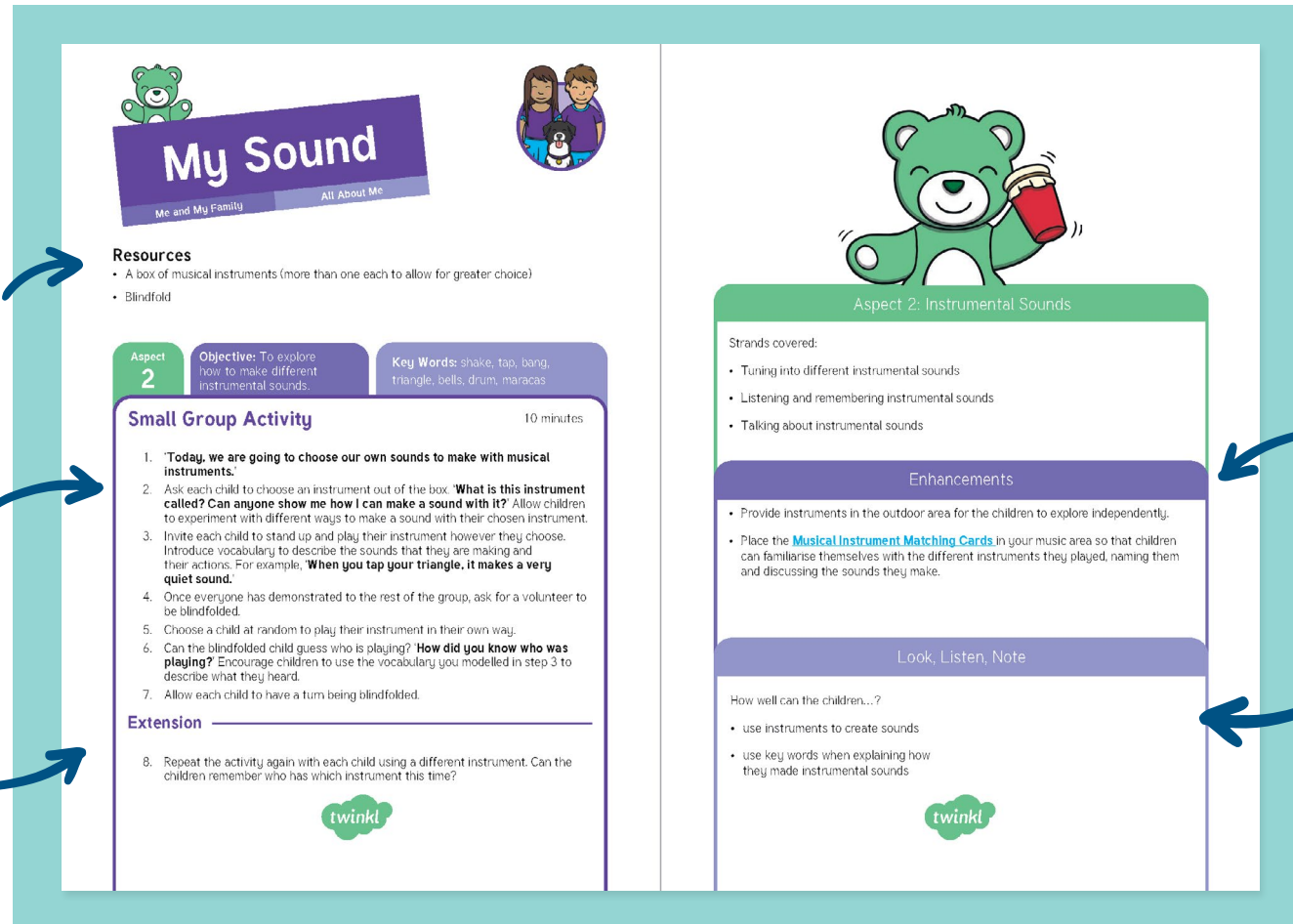
# Level 1 Activity Cards

Laying the foundations of phonological awareness.

Weekly learning objectives and outcomes clearly outlined.

Step-by-step instructions to help you lead activities.

Extension activities for children who need an extra challenge.



**My Sound**  
Me and My Family | All About Me

**Resources**

- A box of musical instruments (more than one each to allow for greater choice)
- Blindfold

**Aspect 2** | **Objective:** To explore how to make different instrumental sounds. | **Key Words:** shake, tap, bang, triangle, bells, drum, maracas

**Small Group Activity** | 10 minutes

1. **Today, we are going to choose our own sounds to make with musical instruments.**
2. Ask each child to choose an instrument out of the box. **What is this instrument called? Can anyone show me how I can make a sound with it?** Allow children to experiment with different ways to make a sound with their chosen instrument.
3. Invite each child to stand up and play their instrument however they choose. Introduce vocabulary to describe the sounds that they are making and their actions. For example, **When you tap your triangle, it makes a very quiet sound!**
4. Once everyone has demonstrated to the rest of the group, ask for a volunteer to be blindfolded.
5. Choose a child at random to play their instrument in their own way.
6. Can the blindfolded child guess who is playing? **How did you know who was playing?** Encourage children to use the vocabulary you modelled in step 3 to describe what they heard.
7. Allow each child to have a turn being blindfolded.

**Extension**

8. Repeat the activity again with each child using a different instrument. Can the children remember who has which instrument this time?

**Aspect 2: Instrumental Sounds**

Strands covered:

- Tuning into different instrumental sounds
- Listening and remembering instrumental sounds
- Talking about instrumental sounds

**Enhancements**

- Provide instruments in the outdoor area for the children to explore independently.
- Place the **Musical Instrument Matching Cards** in your music area so that children can familiarise themselves with the different instruments they played, naming them and discussing the sounds they make.

**Look, Listen, Note**

How well can the children...?

- use instruments to create sounds
- use key words when explaining how they made instrumental sounds

Ideas for ways you can expand lessons.

Assessment questions to help you gauge whether children have grasped learning objectives.



# Level 1 Overview

All foundational aspects covered



Level 1

## Aspect 1 General Sound Discrimination – Environmental Sounds

- Develop listening skills and awareness of sounds in the environment
- Identify and remember the differences between sounds
- Talk about sounds in greater detail

## Aspect 2 General Sound Discrimination – Instrumental Sounds

- Develop awareness of sounds made with instruments
- Listen to and appreciate the difference between sounds made with instruments
- Use a wide vocabulary to talk about instrument sounds

## Aspect 3 Body Percussion

- Develop awareness of sounds and rhythms
- Distinguish between sounds and remember patterns of sound
- Talk about sounds we make with our bodies and what the sounds mean

## Aspect 4 Rhythm and Rhyme

- Experience and appreciate rhythm and rhyme
- Develop awareness of rhythm and rhyme in speech
- Increase awareness of words that rhyme and develop knowledge about rhyme
- Talk about words that rhyme and produce rhyming words

## Aspect 5 Alliteration

- Develop understanding of alliteration
- Listen to sounds at the beginning of words and hear the differences between them
- Explore how different sounds are articulated

## Aspect 6 Voice Sounds

- Distinguish between the differences in vocal sounds
- Explore speech sounds
- Talk about the different sounds that we can make with our voices

## Aspect 7 Oral Blending and Segmenting

- Develop oral blending and segmenting of sounds in words
- Listen to sounds within words and remember them in the order in which they occur
- Talk about the different sounds that make up words

Download the full version of our **FREE** Level 1 overview



# Level 2 Progression

See clear progression with our reception coverage.


Twinkl Phonics Level	Rhino Readers Level	Sounds	Common Exception Words	Twinkl Phonics Lesson PowerPoints	Twinkl Phonics Minibooks	Twinkl Phonics Pupil Workbooks	Rhino Readers Further Practice Books
Level 2	2a	s, a, t, p, l, n, m, d, g, o, c, k	None	 Level 2 Weeks 1-3 Lesson PowerPoints	 Two focus sound minibooks per week	 Level 2 Weeks 1-3 Workbooks	
	2b	e, u, r, h, b, f, l, ck, ss, ll, ff	to, the, no, go, l	 Level 2 Weeks 4-5 Lesson PowerPoints	 Two focus sound minibooks per week	 Level 2 Weeks 4-5 Workbooks	
	2c	Consolidation of Level 2 Sounds Compound words	All previous words	 Level 2 Week 6 Lesson PowerPoints	 Two focus sound minibooks per week	 Level 2 Week 6 Workbook	

Explore our Level 2 books [➔](#)

# Level 3 Progression

See clear progression with our reception coverage.












Twinkl Phonics Level	Rhino Readers Level	Sounds	Common Exception Words	Twinkl Phonics Lesson PowerPoints	Twinkl Phonics Minibooks	Twinkl Phonics Pupil Workbooks	Rhino Readers Further Practice Books
Level 3	3a	j, v, w, x, y, z, zz, qu, ch, sh, th, th, ng	he, she, we, me, be, was	 Level 3 Weeks 1-4 Lesson PowerPoints	 Two focus sound minibooks per week	 Level 3 Weeks 1-4 Workbooks	
	3b	ai, ee, igh, oa, oo, oo, ar, or, ur, ow, oi, ear, air, ure, er	my, you, they, here, all, are	 Level 3 Weeks 5-9 Lesson PowerPoints	 Two focus sound minibooks per week	 Level 3 Weeks 5-9 Workbooks	
	3c	Consolidation of Level 3 Sounds Compound Words	All previous words	 Level 3 Weeks 10-12 Lesson PowerPoints	 Two focus sound minibooks per week	 Level 3 Weeks 10-12 Workbooks	


Explore our Level 3 books 



# Level 4 Progression

See clear progression with our reception coverage.


Twinkl Phonics Level	Rhino Readers Level	Sounds	Common Exception Words	Twinkl Phonics Lesson PowerPoints	Twinkl Phonics Minibooks	Twinkl Phonics Pupil Workbooks	Rhino Readers Further Practice Books
Level 4	4a	CVCC and CCVC words Digraphs and trigraphs without adjacent consonants	said, so, have, like, come, some	 Level 4 Weeks 1-2 Lesson PowerPoints	 Two focus sound minibooks per week	 Level 4 Weeks 1-2 Workbooks	
	4b	Words with adjacent consonants including Level 3 vowel digraphs/trigraphs CVCC and CCVC words containing Level 3 vowel digraphs and trigraphs	were, there, little, one, do, when, out, what	 Level 4 Weeks 3-4 Lesson PowerPoints	 Two focus sound minibooks per week	 Level 4 Weeks 3-4 Workbooks	
	4c	Three-letter adjacent consonants Two-syllable words	All previous words	 Level 4 Week 5 Lesson PowerPoint	 Two focus sound minibooks per week	 Level 4 Week 5 Workbook	

Explore our Level 4 books 

# Level 5 Progression

See clear progression with our year 1 coverage.













Twinkl Phonics Level	Rhino Readers Level	Sounds	Common Exception Words	Twinkl Phonics Lesson PowerPoints	Twinkl Phonics Minibooks	Twinkl Phonics Pupil Workbooks	Rhino Readers Further Practice Books
Level 5	5a	'ay' saying /ai/ 'oy' saying /oi/ 'ie' saying /igh/ 'ea' saying /ee/ 'a_e' saying /ai/ 'e_e' saying /ee/ 'l_e' saying /igh/ 'o_e' saying /oa/ 'u_e' saying /oo/ and /yoo/ 'ou' saying /ow/ Long vowel sounds 'ch' saying /c/ 'ch' saying /sh/	could, should, would, want, oh, their, Mr, Mrs, love, your, people, looked, called, asked, water, where, who, why, thought, through	 Level 5 Weeks 1-10 Lesson PowerPoints	 Two focus sound minibooks per week	 Level 5 Weeks 1-10 Workbooks	
	5b	'ir' saying /ur/ 'ue' saying /yoo/ and /oo/ 'ew' saying /yoo/ and /oo/ 'y' saying /ee/ 'aw'/'au' saying /or/ 'ow'/'oe' saying /oa/ 'wh' saying /w/ 'c' saying /s/ 'g' saying /j/ 'ph' saying /f/ 'ea' saying /e/	work, house, many, laughed, because, different, any, eye, friend, also, once, live, please, coming, Monday, Tuesday, Wednesday, brother, more, before	 Level 5 Weeks 11-20 Lesson PowerPoints	 Two focus sound minibooks per week	 Level 5 Weeks 11-20 Workbooks	
	5c	'ie' saying /ee/ 'ch' saying /ch/ 'are' saying /air/ 'ear' saying /air/ 'ore' saying /or/	January, February, April, July, scissors, beautiful, castle, treasure, door, floor, bought, favourite, autumn, gone, colour, other, does, talk, two, know	 Level 5 Week 21-30 Lesson PowerPoints	 Two focus sound minibooks per week	 Level 5 Weeks 21-30 Workbook	

Explore our Level 5 books 



# Level 6 Progression

See clear progression with our year 2 coverage.

Twinkl Phonics Level	Rhino Readers Level	Sounds	Common Exception Words	Twinkl Phonics Lesson PowerPoints	Twinkl Phonics Minibooks	Twinkl Phonics Pupil Workbooks	Rhino Readers Further Practice Books
Level 6	6a	'y' saying /igh/ 'dge' saying /j/ 'ge' saying /j/ 'gn' saying /n/ 'kn' saying /n/ 'wr' saying /r/ 'le' saying /l/	four, eight, world, poor, great, break, steak				
	6b	'eer' saying /ear/ 'ey' saying /ee/ 'mb' saying /m/ 'a' and 'al' saying /or/ 'o' saying /u/ 'ture'	busy, clothes, whole, listen, build, earth, delicious, fruit, learn, search, famous, shoe, pretty, neighbour, group, England, tongue, country, heart, dangerous				
	6c	'war' saying /wɔr/ 'wor' saying /wɔr/ 'wa' saying /wo/ 'qua' saying /quo/ 's' saying /zh/ 'tion'	special, enough, aunt, father, prove, improve, hour, move, sure, sugar, half, quarter, straight, touch, caught, daughter, journey, area, heard, early				

Explore our Level 6 books





# Fully-Decodable Reading Books

## Rhino Readers and Twinkl Phonics – the Decoding Dream Team.

Rhino Readers is an exciting, original collection of engaging fully-decodable books. Exactly aligned with Twinkl Phonics. Perfectly aligned with Twinkl Phonics, the collection covers all levels; it's the perfect reading scheme.

- ✓ Children will only encounter the sounds and tricky words they've already learnt at their stage of the scheme.
- ✓ Our stories reflect the world in which we live, promote diversity, and keep 21st century readers turning pages.
- ✓ Fiction, non-fiction, poetry, quizzes and fabulous illustrations - we have it all!
- ✓ Order books for your school - by level or get the full collection.
- ✓ Get instant access to our eBook library on-site and via the free Rhino Readers app.

Decodable  
books at your  
fingertips via  
our app.



# Training and Support


Become an expert quickly with our simple and affordable training.

## Whole School Training

- ✓ Webinars offer easy to access online training with fellow practitioners and experts
- ✓ Schools training, in-person or virtual, can be booked with the phonics team directly via the email [phonics.training@twinkl.co.uk](mailto:phonics.training@twinkl.co.uk). Our personalised sessions are the most competitively-priced on the market and the cheapest per minute for virtual and in-schools training.

## Free Additional Support

- ✓ The Twinkl Phonics SSP Programme Handbook offers in-depth instruction on how to use Twinkl Phonics.
- ✓ Our free self-study training hosted on Udemy provides hours of video content to guide you through the programme.
- ✓ Continued support directly from the Twinkl Phonics Team through the Twinkl Phonics Schools Support Facebook Group.



Check out our free training guide.



# Have More Questions?

Every minute. Every day. We're here for you.

No matter where you are, or when you need us, we're ready to help.

✓ Our TwinklCares Teams are here to help **7 days a week, 365 days a year.**

✓ Email, web chat, tweet us, give us a call - whatever works for you. Call us on **+44 (0) 114 303 2951** or email us at **[twinklcares@twinkl.co.uk](mailto:twinklcares@twinkl.co.uk)**

## Enquiring for a School?

✓ We're available **08:00 - 17:00 BST**

✓ Call us on **+44 (0)114 303 2974** or email us at **[schools@twinkl.co.uk](mailto:schools@twinkl.co.uk)**

Check out our **FAQs** page for quick solutions.



"It's amazing that we have qualified, experienced teachers on the TwinklCares team, so they can provide informed support, as well as empathise with whatever our members are going through."

*Leon, Twinkl Chief Customer Officer*



"My favourite part of the job is that I get to use my teaching knowledge to help those who teach. I was a KS2 teacher myself, so I understand how time-consuming lesson planning can be."

*Michaela, TwinklCares Team Leader*



"I love speaking to educators. Helping them to make the most of the site and the resources we have to offer is my favourite part of the job, I'm always happy to help."

*Georgia, TwinklCares Support Team*



Get to know some of our TwinklCares team

Get in touch with TwinklCares





# More Than Just Phonics...

Unlimited downloads, resources and more.

Twinkl Phonics is only available to Ultimate members, but it's just a tiny part of Ultimate's power.

## Also included in Ultimate:



When children become more confident readers and feel ready to move on from the phonics scheme, our eBook library of original, curriculum-aligned storybooks is a fantastic welcome to the world of words.



Resources made by EYFS practitioners to help you get the most out of every moment in the crucial stages of early education.



Everything you need, from activities and behaviour management resources to adult guidance, to help everyone learn.



Includes easy-to-use, engaging and interactive materials for hassle-free planning, teaching and assessing in the run-up to the Year 1 Phonics Screening Check

## And that's not all...



**Bring learning to life** - receive our original, curriculum-aligned storybooks in the post with BookClub. With access to online games, audiovisual resources with Go!, Augmented Reality (AR) models and a whole suite of Twinkl Apps - we've lots of ways to bring learning to life.



**Time-saving tools** - access educational video lessons, the events calendar, report writer, symbols app, timer tool, planner tool, school font AND homework help tool all created by experienced teachers.



### **Support inside and outside the classroom**

We provide mental health and wellbeing resources in Twinkl Life, as well as bitesize CPD and support for SLT, all included when you subscribe to Ultimate.

I want unlimited downloads, resources and more



# Twinkl Phonics For Schools

## A whole-school solution.

Twinkl is here to empower and equip every school and organisation to thrive by providing:

- ✓ our approved DfE Phonics scheme as part of our Ultimate Schools Membership, giving everything you need to make teaching phonics a breeze.
- ✓ a complete resourcing solution - everything, under one membership and in one easy-to-access place, providing products and resources across the entire curriculum, with support in every role, at every level.
- ✓ teacher-created products help ease workloads and balance wellbeing across your entire school.
- ✓ support from qualified teachers, helping you stay up to date with the latest topics and curriculum changes.

**“As a member of SLT, I’ve looked at (and taught from) many phonics schemes. I’ve never found one stronger than Twinkl Phonics.”**

*Louise Maughan, Head Teacher*



Why wait?  
Get Twinkl Phonics  
for your  
school today.

Contact the Schools Team to get started. >



Effective Phonics, Done Simply

[twinkl.co.uk/phonics](https://www.twinkl.co.uk/phonics)